

# DELHI TRANSCO LIMITED

(A Govt. of NCT of Delhi Undertaking)

Regd. Office: - Shakti Sadan, Kotla Marg, New Delhi-110002

Telephone no-23235380- Tele-fax: - 23238064

No. F.42/DTL/ 402 / CS/ 2013-14 /

Date: 11<sup>th</sup> April, 2013

To

Mr. D. K. Jain,  
General Manager,  
IFCI Limited, IFCI Tower,  
61, Nehru Place,  
New Delhi-110019

~~M (RS)~~  
20/04/13  
20/4/13


Dear Sir,

Please find enclosed herewith Quarterly Report for the period ending March 31, 2013.  
We also confirm that:-

- 1 There is no major change in the composition of Board of Directors, which may amount to change in control as defined in SEBI ( Substantial Acquisition of Shares and Takeovers) Regulations, 2011, and
- 2 Delhi Transco Limited has complied with the provisions of Companies Act, 1956, the Listing Agreement as well as the provisions of the Trust deed. and
- 3 Delhi Transco Limited has not received any complaint during the period ending 31<sup>st</sup> March 2013. There are also no pendencies of any complaints.
- 4 There are no outstanding litigations, which would materially affect interest of the Debenture holders.

Thanking you,

Yours faithfully,  
For Delhi Transco Limited



P. K. Mallik  
Company Secretary

P. K MALLIK  
Company Secretary,  
DELHI TRANSCO LTD.  
Shakti Sadan, Kotla Road  
New Delhi-110002

# DELHI TRANSCO LIMITED

(A Govt. of NCT of Delhi Undertaking)

Regd. Office: - Shakti Sadan, Kotla Marg, New Delhi-110002

Telephone no-23235380- Tele-fax: - 23238064

## Quarterly Report for the period ended 31.03.2013

for IFCI in connection  
with the loan  
Bonds

1. Certificate for utilization of funds duly signed by Auditors  
*Annexure-A*
2. The previous due date for the payment of interest and that all interest/principal due till date has been paid to Debenture holder:  
*Due date of payment of interest are 2<sup>nd</sup> September and 2<sup>nd</sup> March every year.  
For the quarter ended 31<sup>st</sup> March interest was paid on due date of 2<sup>nd</sup> March 2013.*
3. The Next due date for payment of Interest /principal and the same would be paid on due date:  
*The next due date for payment of interest is 2<sup>nd</sup> September 2013.*
4. Creation of Debenture Redemption Reserve as stipulated in the Debenture Trust Deed/Companies Act duly supported by Auditor's Certificate and certificate of compliance with SEBI Circular No.4/2013  
*Annexure-B*
5. Payment of interest up to the last due date.  
*Interest paid on due date i.e 2<sup>nd</sup> March 2013.*
6. Status of redemption of Debentures on due date, if any  
*Not applicable.*
7. The Properties secured for the Debentures are adequately insured and policies are in the joint names of the trustees.(Note:In adherence to the Trust Deed, Kindly provide us with the original Insurance Policy with Original Renewals,if any)  
*Currently we are maintaining insurance reserve of .10% of GFA from the annual profit of the company.*
8. In case of default (Principal and Interest), number of installments defaulted as on March 31,2013 with amount overdue.  
*No default reported.*
9. A Statement that the assets of the body corporate which are available by way of security are sufficient to discharge the claims of the debenture holders as and when they become due (Asset Cover Ratio).  
*Annual Accounts for FY 2012-13 are in the process of being finalized.(Certificate for FY 2011-12 is attached for reference-Annexure-H)*

# DELHI TRANSCO LIMITED

(A Govt. of NCT of Delhi Undertaking)

Regd. Office: - Shakti Sadan, Kotla Marg, New Delhi-110002

Telephone no-23235380- Tele-fax: - 23238064

10. Cash flows of the company are adequate for payment of interest and redemption of principal with details thereof.

*The requirement of cash funds for the payment of interest and redemption of principal is being met out of the internal accruals of the company and any deficit in this account shall be met out from the additional loan from bank in the nature of cash credit/working capital*

11. Repayment Schedule

Annexure-C

12. Accounts for the half year ended March 31,2013

Annexure-D

13. Number, Names and Addresses of Debenture holders as on March 31,2013

Annexure-E

14. Credit Rating assigned to the Debentures at present alongwith the certified true copy of the latest Credit Rating Letter in regards to the issue.

Annexure-F-Crisil

Annexure-G-India Rating (Fitch)

*Sincerely*  
*Damjan D*  
*(SORENBER BARBAR)*

*Company Secretary*

*u/04/2013*

*PK*

P. K. MALLI 113  
Company Secretary,  
DELHI TRANSCO LTD.  
Shakti Sadan, Kotla Road  
New Delhi-110002

Annexure - A



**Bhushan Bensal Jain Associates**  
CHARTERED ACCOUNTANTS

4648/21, DARYA GANJ,  
NEW DELHI-110002.

Phones: 23261054,

Fax : 23252876

E-mail : [bbjassociates\\_rb@yahoo.co.in](mailto:bbjassociates_rb@yahoo.co.in)


Dated: 17<sup>th</sup> June, 2013

**To Whomsoever it May Concern**

On the basis of the examination of Books of Accounts and records produced to us by Delhi Transco Ltd. having registered office at Shakti Sadan, Kotla Marg, New Delhi – 110 002, we hereby certify that the proceeds from the issue of Secured Redeemable Non-Convertible Taxable Delhi Transco Bonds Series-I issued in March, 2010 by Delhi Transco Ltd. amounting to Rs.200 crore have been utilized towards the purpose for which the bonds were issued i.e. for meeting the capital expenditure of ongoing Transmission Network.

For BHUSHAN BENSAL JAIN ASSOCIATES  
CHARTERED ACCOUNTANTS

Firm Registration No.: 003884N



( CA Ravi Bhardwaj )  
Partner

Membership No. 80656

Annexure - B



**Bhushan Bensal Jain Associates**  
CHARTERED ACCOUNTANTS

4648/21, DARYA GANJ,  
NEW DELHI-110002.

Phones: 23261054,

Fax : 23252876

E-mail : [bbjassociates\\_rb@yahoo.co.in](mailto:bbjassociates_rb@yahoo.co.in)


Dated: 17<sup>th</sup> June, 2013

**To Whomsoever it May Concern**

This is to certify that the Delhi Transco Limited has created debenture redemption reserve in terms of requirement of Section 117C of Companies Act, 1956 and SEBI Guidelines and is regularly contributing to the same and there are no outstanding dues for the debenture holders/debenture trustees in connection with debentures issued (Rs.200 crore) by company as on date.

As per the policy and decision taken by the company a sum of Rs.20 Crore i.e (1/10<sup>th</sup> of Rs.200 crore ) is being transferred to Debenture Redemption Reserve every year from the profits, so that 50% of the amount of bonds is provided before the commencement of redemption of the bonds. In terms of the said policy, the company is to transfer a sum of Rs.20 Crore to Debenture Redemption Reserve from its profits during the financial year 2012-13 also.

For BHUSHAN BENSAL JAIN ASSOCIATES  
CHARTERED ACCOUNTANTS  
Firm Registration No.: 003884N



( CA Ravi Bhardwaj )  
Partner

Membership No. 80656

Annexure - C .

15 year DTL Bonds for Rs. 200 crores on half yearly interest @ 09.5% to be redeemed in 10 equal installments from Six year and onward					
Date	Principal	Interest	Redemption	Payment	Balance
3/2/2010	2,000,000,000	95,000,000	0	95,000,000	2,000,000,000
9/2/2010	2,000,000,000	95,000,000	0	95,000,000	2,000,000,000
3/2/2011	2,000,000,000	95,000,000	0	95,000,000	2,000,000,000
9/2/2011	2,000,000,000	95,000,000	0	95,000,000	2,000,000,000
3/2/2012	2,000,000,000	95,000,000	0	95,000,000	2,000,000,000
9/2/2012	2,000,000,000	95,000,000	0	95,000,000	2,000,000,000
3/2/2013	2,000,000,000	95,000,000	0	95,000,000	2,000,000,000
9/2/2013	2,000,000,000	95,000,000	0	95,000,000	2,000,000,000
3/2/2014	2,000,000,000	95,000,000	0	95,000,000	2,000,000,000
9/2/2014	2,000,000,000	95,000,000	0	95,000,000	2,000,000,000
3/2/2015	2,000,000,000	95,000,000	0	95,000,000	2,000,000,000
9/2/2015	2,000,000,000	95,000,000	0	95,000,000	2,000,000,000
3/2/2016	2,000,000,000	95,000,000	200,000,000	295,000,000	1,800,000,000
9/2/2016	1,800,000,000	85,500,000	0	85,500,000	1,800,000,000
3/2/2017	1,800,000,000	85,500,000	200,000,000	285,500,000	1,600,000,000
9/2/2017	1,600,000,000	76,000,000	0	76,000,000	1,600,000,000
3/2/2018	1,600,000,000	76,000,000	200,000,000	276,000,000	1,400,000,000
9/2/2018	1,400,000,000	66,500,000	0	66,500,000	1,400,000,000
3/2/2019	1,400,000,000	66,500,000	200,000,000	266,500,000	1,200,000,000
9/2/2019	1,200,000,000	57,000,000	0	57,000,000	1,200,000,000
3/2/2020	1,200,000,000	57,000,000	200,000,000	257,000,000	1,000,000,000
9/2/2020	1,000,000,000	47,500,000	0	47,500,000	1,000,000,000
3/2/2021	1,000,000,000	47,500,000	200,000,000	247,500,000	800,000,000
9/2/2021	800,000,000	38,000,000	0	38,000,000	800,000,000
3/2/2022	800,000,000	38,000,000	200,000,000	238,000,000	600,000,000
9/2/2022	600,000,000	28,500,000	0	28,500,000	600,000,000
3/2/2023	600,000,000	28,500,000	200,000,000	228,500,000	400,000,000
9/2/2023	400,000,000	19,000,000	0	19,000,000	400,000,000
3/2/2024	400,000,000	19,000,000	200,000,000	219,000,000	200,000,000
9/2/2024	200,000,000	9,500,000	0	9,500,000	200,000,000
3/2/2025	200,000,000	9,500,000	200,000,000	209,500,000	0
		<b>2,090,000,000</b>		<b>4,090,000,000</b>	



# DELHI TRANSCO LIMITED

(An Undertaking of Govt. of Delhi)  
Shakti Sadan, Kotla Road, New Delhi-110002.

## Half Yearly Financial Results for period ending on 31 March 2013

(Rs. in Lakhs)

S. No.	PARTICULARS	6 months ended 31.03.2013 (Unaudited)	6 months ended 31.03.2012 (Limited Review)	Year to Date Figures for current period ended 31.03.2013 (Unaudited)	Previous Accounting year ended 31.03.2012 (Audited)
1	Income				
(a)	Net Sales/Income from Operations (Note 6)	39137.17	61227.18	78403.78	141223.16
(b)	Other Operating Income (Note 2)	330.50		330.50	1765.28
2	Expenditure				
(a)	Repair & Maintenance	320.86	547.13	967.23	1607.79
(b)	Stores & Spares consumed	433.86	223.74	517.39	1472.65
(c)	Expenditure on Revised Tariff (Note 7)	99.78	1825.74	233.03	2594.32
(d)	Employee Cost (Note 3)	2771.08	2865.34	7731.46	7036.36
(e)	Depreciation (Note 8)	6594.33	5779.84	12546.15	9620.86
(f)	Other Expenditure (Note 3)	564.58	287.25	1523.26	2476.42
	TOTAL	10784.49	11529.04	23518.52	24808.40
3	Profit from operations before other income, interest & exceptional items (1-2)	28683.18	49698.14	55215.76	118180.04
4	Other Income	1709.24	9365.74	4102.46	2729.69
5	Profit before Interest & Exceptional Items(3+4)	30392.42	59063.88	59318.22	120909.73
6	Interest (Paid on Loans) (Note 3)	4263.62	2578.96	9324.54	5376.42
7	Exceptional Items (Note 6)	7978.08	7500.00	16000.00	15000.00
8	Profit/Loss from ordinary activities before tax (5-6-7)	18150.72	48984.92	33993.68	100533.31
9	Tax expenses (Note 4)	3631.59	7456.65	6801.37	20964.38
10	Net Profit/Loss from ordinary activities after tax (8-9)	14519.14	41528.28	27192.31	79548.93
11	Extraordinary Items	0.00	0.00	0.00	0.00
12	Net Profit/Loss for the period	14519.14	41528.28	27192.31	79548.93
13	Paid up equity share capital (Face value of share shall be indicated) Face value of Rs. 10 each	395100.00	395100.00	395100.00	395100.00
14	Paid up Dept capital	191635.28	200496.93	191635.28	200490.65
15	Reserves excluding revaluation reserves at the end of Financial Year (Note 9)	-237221.90	725.38	-237221.90	-261228.91
16	Debt Redemption Reserve at the end of Financial Year	8000.00	6000.00	8000.00	6000.00
17	Earning Per Share	0.37	1.05	0.69	2.01
18	Debt Equity Ratio	0.49	0.51	0.49	0.51
19	Debt Service Coverage Ratio	0.99	5.95	1.26	6.41
20	Interest Service Coverage Ratio	2.89	6.84	2.72	6.88

Notes to Accounts appended form the part of half yearly financial results.

DSCR: Profit before interest & tax + Non cash expenditure (Depreciation)/Interest liability before capitalization+Principal repayment.

ISCR: Profit before interest & tax + Non cash expenditure (Depreciation)/Interest liability before capitalization.

Notes forming part of half yearly financial results for the period ending 31st March 2013.

- The company is primarily engaged in the business of Transmission of Electricity in the National Capital Territory of Delhi which is a single segment as per the Accounting Standard 17 (AS 17) issued by The Institute of Chartered Accountants of India (ICAI). The accounts are maintained on accrual system of accounting & historical cost basis.
- As per the accounting policy of the company being followed consistently in relation to revenue recognition, the operational income has been recognized on the basis of tariff order passed by DERC for the Financial Year 2012-13. Transmission availability based incentive as per the tariff order/regulation for the financial year 2010-11, 2011-12 & 2012-13 amounting to Rs. 330.50 Lakhs has been considered in other operational income.
- Borrowing costs attributable to qualifying assets are capitalized to such assets using the capitalization rate based on weighted average interest cost. The income on temporary investment of the borrowed funds is reduced from the amount of interest cost on the said borrowings. The Employees cost and Administrative & General expenses of Planning department are allocated fully to capital works in progress (CWIP) on pro rata basis based on accretion in CWIP. The Employee cost and Administrative & General expenses of Common Wealth Projects (ICB Turnkey Projects) are fully allocated to CWIP's pertaining to the ICB Turnkey Projects. Similarly amount incurred on the foreign travel expenses by the employees of the Company in connection with the inspections/training for the projects are capitalized on pro-rata basis.
- The company has provided for MAT (Minimum Alternate Tax) liability under section 115JB of Income Tax Act amounting to Rs. 3631.59 lakhs in the accounts for the half year ended 31st March 2013. The Income Tax liability as per the tariff regulations is recoverable as part of the monthly tariff from distribution utilities & is included in the amount of operational income.
- Provision for Deferred Tax Assets / Liabilities as required by the Accounting Standard 22 (AS 22) issued by The Institute of Chartered Accountants of India has not been made due to the uncertainty of the recovery of the same in view of huge unabsorbed accumulated losses of the company.
- As per the tariff order for transmission passed by DERC for the Financial Year 2012-13, a sum of Rs. 160 Crores has been provided in the tariff order of DTL towards liability of DVB Pension Trust on provisional basis for recovery from Distribution Utilities. Accordingly, the said amount has been included in the figure of operational income on half year basis as per the bills raised by DTL (Rs. 7978.08 Lakhs). As the said amount is payable to Pension Trust by DTL, the same has been treated as exceptional item of expenditure in the statement of financial results for half year ending 31st March 2013.
- The Power Purchase liability on account of revised tariff (net of credits of revision) amounting to Rs. 233.03 Lakhs has been provided based on the bills/claims received from the Generation/Transmission Utilities till the date of finalization of half yearly accounts.
- Depreciation on Fixed Assets is provided on straight line method in terms of rates specified in Schedule XIV of the Companies Act 1956 except that computers acquired are depreciated at the rate of 33.40% per annum. Further, as per the policy of the Company, the new vehicles purchased for the officers of the company shall be transferred to the said officers after 5 years at NIL value and therefore the depreciation on those vehicles is charged @ 20% instead of @ 9.50% as general rate applied to other vehicles (after charging 10% of the cost from the employee).
- (a) The amount of Reserves namely Debt Redemption Reserve have been shown at their respective closing figures as on 31st March 2013.  
(b) The amount of Reserves & Surplus include the amount of accumulated losses brought forward upto 31st March 2013.
- No investor complaints were pending at the beginning of half year and no complaints were received during the said half year.
- As per transfer scheme of unbundling of Delhi Vidyut Board (DVB), a Trust designated as Delhi Vidyut Board Employee Terminal Benefit Fund 2002 was created by GNCTD for the payment of post employment benefits mentioned above to the employees of pre unbundling of DVB. The said trust was funded by GNCTD initially at the time of unbundling and is required to be also funded from the contributions by the successor entities. As per the provisions of AS 15, the defined benefit obligation (post retirement benefits) existing as on balance sheet date with the break up in current year service cost and past year service cost is required to be charged to Profit and Loss account of the year concerned.  
As per AS15, the value of the aforesaid defined benefit obligations should be accounted for in the accounts on the basis of actuarial valuation on the date of balance sheet. However, pending the actuarial valuation of the obligations of the Pension Trust towards retirement benefits of the employees as on date, the shortfall, if any, of the contribution payable by the Company to the Pension Trust as on March 31st 2013 could not be ascertained and accounted for accordingly.

12 Previous period's figures have been regrouped/re-classified wherever deemed necessary.

The results for the half year ending 31st March 2013, have been subjected to limited review by the Chartered Accountants appointed by the company and were taken on record by the Board of Directors at its meeting held on 2nd May 2013.

Date : 02.05.2013  
Place: New Delhi.

For and on behalf of Delhi Transco Limited  
A.K. Saxena  
Director (Finance)

**Annexure - E**

**Name & Add of Debenture Holders.**

PRT PERIOD	FACE_VALUE	INT_R/ DAY ACC. NUM	TDS BEN_POS	GROSS_INT	BEI/BEI/ADD1	ADD2
02/09/2012 - 01/03/2013	100000.00	9.50 181	NATIONAL INSTITUTE OF BANKING STUDIES AND CORPORA	14133.00	9	0 A-30 SECTOR-62 INSTITUTIONAL AREA
02/09/2012 - 01/03/2013	100000.00	9.50 181	FDC EMPLOYEES GRATUITY FUND	376877.00	9	0 C/O FDC LTD 142- 48 S. V. ROAD
02/09/2012 - 01/03/2013	100000.00	9.50 181	FDC EMPLOYEES SUPERANNUATION FUND	94219.00	9	0 C/O FDC LTD 142-48 S. V. ROAD
02/09/2012 - 01/03/2013	100000.00	9.50 181	THE TRUSTEES OF THE PROVIDENT FUND OF RAJASTHAN ST	235548.00	9	0 4 MEERA MARG UDAIPUR
02/09/2012 - 01/03/2013	100000.00	9.50 181	ASSOCIATION OF INDIAN UNIVERSITIES PROVIDENT FUND T	51821.00	9	0 AIV HOUSE 16 KOTLA MARG
02/09/2012 - 01/03/2013	100000.00	9.50 181	MTNL EMPLOYEES PROVIDENT FUND TRUST	1177740.00	9	0 MTNL CORPORATE OFFICE 6 TH MAHANAGAR DOORSANCHAR BHAV/
02/09/2012 - 01/03/2013	100000.00	9.50 181	ST ANNE'S HIGH SCHOOL STAFF PROVIDENT FUND	9422.00	9	0 C/O ST ANNE'S HIGH SCHOOL MADAME CAMA ROAD
02/09/2012 - 01/03/2013	100000.00	9.50 181	CENTRAL WAREHOUSING CORP EMPLOYEES P FUND	1314358.00	9	0 WAREHOUSING BHAWAN 4/1 SIRI INSTITUTIONAL AREA
02/09/2012 - 01/03/2013	100000.00	9.50 181	KSRTC EMPLOYEES CONTRIBUTORY PROVIDENT FUND TRUS	1413288.00	9	0 BOARD OF TRUSTEES KSRTC EMPLOYEES CONTRIBUTORY
02/09/2012 - 01/03/2013	100000.00	9.50 181	NATIONAL FERTILIZERS LIMITED EMPLOYEES PROVIDENT FU	683089.00	9	0 PROVIDENT FUND SECTION NATIONAL FERTILIZER LTD A 11
02/09/2012 - 01/03/2013	100000.00	9.50 181	ULKA ADVERTISING PVT LTD STAFF PROVIDENT FUND	32977.00	9	0 C/O ULKA ADVERTISING PVT LI NIRMAL 4TH FLOOR
02/09/2012 - 01/03/2013	100000.00	9.50 181	CESC LIMITED PROVIDENT FUND	942192.00	9	0 CESC HOUSE CHOWRINGHEE SQUARE
02/09/2012 - 01/03/2013	100000.00	9.50 181	ELECTRONICS CORPORATION OF INDIA LTD EMPLOYEES PRC	3062123.00	9	0 EGIL EMPLOYEES PROVIDENT F FUNDS SECTION
02/09/2012 - 01/03/2013	100000.00	9.50 181	PBC VENTURES LTD PROVIDENT FUND	9422.00	9	0 PAHARPUR BUSINESS CENTRE 21 NEHRU PLACE
02/09/2012 - 01/03/2013	100000.00	9.50 181	GAUTAM BHAGAT	4711.00	1	1 7 VIVEKANANDA ROAD SHANTI BHAWAN
02/09/2012 - 01/03/2013	100000.00	9.50 181	ESPFF TRUST	28266.00	9	0 7TH FLOOR TOWER C INFINITY TOWERS
02/09/2012 - 01/03/2013	100000.00	9.50 181	BOARD OF TRUSTEES HINDUSTAN STEEL LIMITED BHILAI STE	2355479.00	9	0 SHED NO- 47 OLD MAIN OFFICE
02/09/2012 - 01/03/2013	100000.00	9.50 181	EMPLOYEES PROVIDENT FUND TRUST DCM SHRIRAM CONSI	1083521.00	9	0 HUDCO INDIA HABITAT CENTRE
02/09/2012 - 01/03/2013	100000.00	9.50 181	DURGAPUR CHEMICALS LIMITED EMPLOYEES PROVIDENT FI	47110.00	9	0 4E/16 SWAMI RAM TIRATH NA JHANDEWALAN EXTN
02/09/2012 - 01/03/2013	100000.00	9.50 181	ATLAS CYCLE INDUSTRIES PROVIDENT FUND TRUST	47110.00	9	0 P O DURGAPUR DIST BURDWAN
02/09/2012 - 01/03/2013	100000.00	9.50 181	BIRLA INTERNATIONAL PROVIDENT FUND	47110.00	9	0 ATLAS NAGAR
02/09/2012 - 01/03/2013	100000.00	9.50 181	HINDUSTAN VIDYUT PRODUCTS LIMITED EMPLOYEES PRO	23555.00	9	0 INDUSTRY HOUSE 159 CHURCHGATE RECLAMATION
02/09/2012 - 01/03/2013	100000.00	9.50 181	MTNL EMPLOYEES PROVIDENT FUND TRUST	423986.00	9	0 KANCHENJUNGA 7TH FLOOR
02/09/2012 - 01/03/2013	100000.00	9.50 181	SPONGE IRON INDIA LTD EMPLOYEES PROVIDENT FUND	1177740.00	9	0 MTNL CORPORATE OFFICE 6 TH MAHANAGAR DOORSANCHAR BHAV/
02/09/2012 - 01/03/2013	100000.00	9.50 181	FRANCO INDIAN REMEDIES PVT LTD EMPLOYEES PROVIDEN	47110.00	9	0 SHIL CAMPUS PALONCHA
02/09/2012 - 01/03/2013	100000.00	9.50 181	PAUSHAK LTD PROVIDENT FUND	14133.00	9	0 20 DR E MOSES ROAD
02/09/2012 - 01/03/2013	100000.00	9.50 181	CENTRAL WAREHOUSING CORP EMPLOYEES P FUND	37688.00	9	0 ALEMBCIC ROAD
02/09/2012 - 01/03/2013	100000.00	9.50 181	KSRTC EMPLOYEES CONTRIBUTORY PROVIDENT FUND TRUS	2972615.00	9	0 WAREHOUSING BHAWAN 4/1 SIRI INSTITUTIONAL AREA
02/09/2012 - 01/03/2013	100000.00	9.50 181	B K BIRLA GROUP OF COMPANIES PROVIDENT FUND INSTITI	942192.00	9	0 BOARD OF TRUSTEES KSRTC EMPLOYEES CONTRIBUTORY
02/09/2012 - 01/03/2013	100000.00	9.50 181	VERITAS SECURITIES PRIVATE LIMITED	141329.00	9	0 BIRLA BUILDING 9/1 R N MUKHERJEE ROAD
02/09/2012 - 01/03/2013	100000.00	9.50 181	B P OIL MILLS LTD EMPLOYEES PROVIDENT FUND	23555.00	5	1 FLAT NO-506 SRI SAI GARDENS GANESH NAGAR OPP T V STUDIO
02/09/2012 - 01/03/2013	100000.00	9.50 181	THE STATE BANK OF INDIA EMPLOYEES PROVIDENT FUND	9422.00	9	0 MAITHAN B P OIL MILLS LTD
02/09/2012 - 01/03/2013	100000.00	9.50 181	THE INSTITUTE OF COST AND WORKS ACCOUNTANTS OF	18844.00	9	0 16TH FLOOR PPG DEPTT CORPORATE CENTRE
02/09/2012 - 01/03/2013	100000.00	9.50 181	SCOTTISH CHURCH COLLEGIATE SCHOOL PROVIDENT FUND	47110.00	9	0 12 SUDDER STREET KOLKATA
02/09/2012 - 01/03/2013	100000.00	9.50 181	DLF CONTRIBUTORY PROVIDENT FUND	47110.00	9	0 73 BIDHAN SARANI DLF CENTRE SANSAD MARG
02/09/2012 - 01/03/2013	100000.00	9.50 181	THE TRUSTEES OF THE PROVIDENT FUND OF RAJASTHAN ST.	254392.00	9	0 C/O DLF UNIVERSAL LTD. UDAIPUR
02/09/2012 - 01/03/2013	100000.00	9.50 181	TRIBHUVANDAS FOUNDATION STAFF PROVIDENT FUND TRL	584159.00	9	0 4 MEERA MARG RAOODPURA
02/09/2012 - 01/03/2013	100000.00	9.50 181	THE GUJARAT STATE CO-OPERATIVE AGRICULTURE AND RUI	4711.00	9	0 POST BOX 69 ASHRAM ROAD
02/09/2012 - 01/03/2013	100000.00	9.50 181	MOTHER DAIRY CALCUTTA EMPLOYEES PROVIDENT FUND	117774.00	9	0 489 DIST HOOGHLY
02/09/2012 - 01/03/2013	100000.00	9.50 181	FEBA INDIA PROVIDENT FUND	47110.00	9	0 P O DANKUNI COAL COMPLEX DR S RADHAKRISHNAN MARG
02/09/2012 - 01/03/2013	100000.00	9.50 181	MAHARASHTRA STATE ELECTRICITY BOARDS CONTRIBUTOR	141329.00	9	0 SANSKRITI SCHOOL P O BOX 2526
02/09/2012 - 01/03/2013	100000.00	9.50 181	XIM PROVIDENT FUND TRUST	14133.00	9	0 NO 7 COMMISSARIAT ROAD ESTRELLA BATTERIES EXPANSIC PLOT NO 1 DHARAVI ROAD
02/09/2012 - 01/03/2013	100000.00	9.50 181	ASSOCIATION OF INDIAN UNIVERSITIES PROVIDENT FUND T	2355479.00	9	0 XAVIER INSTITUTE OF MANAGI BHUBANESWAR
02/09/2012 - 01/03/2013	100000.00	9.50 181	KONTEST CHEMICALS LIMITED STAFF PROVIDENT FUND	47110.00	9	0 AIV HOUSE 16 KOTLA MARG
02/09/2012 - 01/03/2013	100000.00	9.50 181	KONTEST CHEMICALS LIMITED STAFF PROVIDENT FUND	14133.00	9	0 620 DIAMOND HARBOUR ROAI COMMERCIAL COMPLEX II



02/09/2012 - 01/03/2013	100000.00	9.50 181 R A NARIMAN AND CO LTD EMPLOYEES PROVIDENT FUND T	2	9422.00	9	0 217 CIVIL LINES	
02/09/2012 - 01/03/2013	100000.00	9.50 181 KHADI GRAMODYOG SANGH EMPLOYEES PROVIDENT FUND	5	23555.00	9	0 844 ANNA SALAI	
02/09/2012 - 01/03/2013	100000.00	9.50 181 FOOD CORPORATION OF INDIA CPF TRUST	750	3533219.00	9	0 KHADYA SADAN 13TH FLOOR 16 20 BARAKHAMBA LANE SOUTH SIDE OF G T ROAD	
02/09/2012 - 01/03/2013	100000.00	9.50 181 ORIENTAL CARBON AND CHEMICAL LTD ( CARBON BLACK DI	15	70664.00	9	0 A 14 INDUSTRIAL AREA NO 1 CHITTARANJAN AVENUE	
02/09/2012 - 01/03/2013	100000.00	9.50 181 SHYAM NIWAS BANGUR CHARITABLE TRUST	2	9422.00	9	0 199	
02/09/2012 - 01/03/2013	100000.00	9.50 181 NATIONAL REFINERY P. LTD EMPLOYEES GRATUITY FUND.	1	4711.00	9	0 C/O NATIONAL REFINERY PVT. 187 TARDEO ROAD.	
02/09/2012 - 01/03/2013	100000.00	9.50 181 FRANCO INDIAN REMEDIES PVT LTD EMPLOYEES PROVIDEN	3	14133.00	9	0 20 DR E MOSES ROAD	
02/09/2012 - 01/03/2013	100000.00	9.50 181 NATIONAL INSTITUTE OF PUBLIC CO OPERATION ANDCHILD	15	70664.00	9	0 5 SIRI INSTITUTIONAL AREA NEAR HAUZ KHAS PLOICE STATION	
02/09/2012 - 01/03/2013	100000.00	9.50 181 NITK EMPLOYEES CONTRIBUTORY CUM GPF TRUST	20	94219.00	9	0 NITK EMPLOYEES CONTRIBUTITC NITK SURATHKAL	
02/09/2012 - 01/03/2013	100000.00	9.50 181 KARAM CHAND THAPAR AND BROS LTD PROVIDENT FUND T	28	131907.00	9	0 6B PRETORIA STREET 1ST FLOOR	
02/09/2012 - 01/03/2013	100000.00	9.50 181 THE ASSEMBLY OF GOD CHURCH SCHOOL STAFF PROVIDENI	10	47110.00	9	0 THE ASSEMBLY OF GOD CHURCH SCHOOL STAFF PROVIDENT FUND	
02/09/2012 - 01/03/2013	100000.00	9.50 181 BURNS PHILP INDIA PRIVATE LIMITED EMPLOYEES PROVIDEI	4	18844.00	9	0 AZIMGANI HOUSE 7 CAMAC STREET BLOCK 7	
02/09/2012 - 01/03/2013	100000.00	9.50 181 CBT EPF-05-C-DM	5	23555.00	5	4 STANDARD CHARTERED BANK SECURITIES SERVICES 3RD FLOOR	
02/09/2012 - 01/03/2013	100000.00	9.50 181 IEI STAFF PENSION FUND	7	32977.00	9	0 C/O ION EXCHANGE (INDIA) LIP TIEICON HOUSE	
02/09/2012 - 01/03/2013	100000.00	9.50 181 DGP HINODAY INDUSTRIES EMPLOYEES PROVIDENT FUND B	17	80086.00	9	0 DGP HINODAY INDUSTRIES LTC MIDC BHOSARI	
02/09/2012 - 01/03/2013	100000.00	9.50 181 ULKA ADVERTISING PVT LTD STAFF PROVIDENT FUND	4	18844.00	9	0 C/O ULKA ADVERTISING PVT L1 NIRMAL 4TH FLOOR	
02/09/2012 - 01/03/2013	100000.00	9.50 181 SUBLIME AGRO EMPLOYEES GROUP GRATUITY FUND	5	23555.00	9	0 LORDS 201 - 203 7/1 LORD SINHA ROAD	
02/09/2012 - 01/03/2013	100000.00	9.50 181 DAGA AND COMPANY PVT LTD PROVIDENT FUND	1	4711.00	9	0 LORDS 201 - 203 7/1 LORD SINHA ROAD	
02/09/2012 - 01/03/2013	100000.00	9.50 181 GMDC LTD. EMPLOYEES P. F. TRUST	200	942192.00	9	0 KHANUJ BHAVAN 132 F T RING NEAR UNIVERSITY GROUND	
02/09/2012 - 01/03/2013	100000.00	9.50 181 PINKESH VASANT SHAH	5	23555.00	1	1 A 15 GAJANAN COLONY	
02/09/2012 - 01/03/2013	100000.00	9.50 181 INDAG PROVIDENT FUND TRUST	4	18844.00	9	0 KHEMKA HOUSE 11 COMMUNITY CENTRE	
02/09/2012 - 01/03/2013	100000.00	9.50 181 B BIRLA GROUP OF COMPANIES PROVIDENT FUND INSTITL	99	466385.00	9	0 BIRLA BUILDING 9/1 R N MUKHERJEE ROAD	
02/09/2012 - 01/03/2013	100000.00	9.50 181 VERITAS SECURITIES PRIVATE LIMITED	2	9422.00	5	1 FLAT NO-506 SRI SAI GARDENS GANESH NAGAR OPP T V STUDIO	
02/09/2012 - 01/03/2013	100000.00	9.50 181 B P OIL MILLS LTD EMPLOYEES PROVIDENT FUND	1	4711.00	9	0 MAITHAN B P OIL MILLS LTD	
02/09/2012 - 01/03/2013	100000.00	9.50 181 SHREE MATUNGA GUJARATI SEVA MANDAL	6	28266.00	9	0 398 TELANG ROAD	
02/09/2012 - 01/03/2013	100000.00	9.50 181 TEXTILES COMMITTEE CONTRIBUTORY PROVIDENT FUND	40	188438.00	9	0 P. BALU ROAD PRABHADEVI CHOWK	
02/09/2012 - 01/03/2013	100000.00	9.50 181 ST. PAUL'S MISSION SCHOOL EMPLOYEES PROVIDENT FU	10	47110.00	9	0 5 SCOTT LANE KOLKATA	
02/09/2012 - 01/03/2013	100000.00	9.50 181 DELHI DEVELOPMENT AUTHORITY	500	2355479.00	9	0 VIKAS SADAN INA	
02/09/2012 - 01/03/2013	100000.00	9.50 181 ALEMBCI GLASS INDUSTRIES LTD P F TRUST	14	65953.00	9	0 ALEMBCI LTD ALEMBCI ROAD	
02/09/2012 - 01/03/2013	100000.00	9.50 181 RAMPUR DISTRICT COOPERATIVE BANK LTD-EMPLOYEES PR	120	565315.00	9	0 RAMPUR ZILA SAHAKARI BANK RAMPUR	
02/09/2012 - 01/03/2013	100000.00	9.50 181 ATLAS CYCLE INDUSTRIES PROVIDENT FUND TRUST	10	47110.00	9	0 ATLAS NAGAR ATLAS ROAD	
02/09/2012 - 01/03/2013	100000.00	9.50 181 TURNER MORRISON GROUP SUPERANNUATION FUND	3	14133.00	9	0 TURNER MORRISON BLDG 1ST FLOOR	
02/09/2012 - 01/03/2013	100000.00	9.50 181 CHAITRA ADVERTISING PVT LTD EMPLOYEES PROVIDENT FU	15	70664.00	9	0 BIG APPLE -A DR. SHIRODKAR I PAREL	
02/09/2012 - 01/03/2013	100000.00	9.50 181 SPL EMPLOYEES PROVIDENT FUND	3	14133.00	9	0 12/1 NELLIE SENGUPTA SARANI	
02/09/2012 - 01/03/2013	100000.00	9.50 181 YESHA ELECTRICALS PRIVATE LIMITED EMPLOYEE'S PROVIDE	4	18844.00	9	0 C-2/18 INDUSTRIAL ESTATE GORWA ROAD	
02/09/2012 - 01/03/2013	100000.00	9.50 181 WANDER LIMITED EMPLOYEES PROVIDENT FUND	10	47110.00	9	0 C/O WANBURY LIMITED BSEL TECH PARK 'B' WING 10TH FLO	
02/09/2012 - 01/03/2013	100000.00	9.50 181 FOOD CORPORATION OF INDIA CPF TRUST	610	2873685.00	9	0 KHADYA SADAN 13TH FLOOR 16 20 BARAKHAMBA LANE	
02/09/2012 - 01/03/2013	100000.00	9.50 181 NATIONAL REFINERY P. LTD EMPLOYEES (STAFF AT 87 TAR	4	18844.00	9	0 C/O NATIONAL REFINERY PVT. 187 TARDEO ROAD.	
02/09/2012 - 01/03/2013	100000.00	9.50 181 NATIONAL REFINERY P. LTD EMPLOYEES GRATUITY FUND.	3	14133.00	9	0 C/O NATIONAL REFINERY PVT. 187 TARDEO ROAD.	
02/09/2012 - 01/03/2013	100000.00	9.50 181 NITIMA HIRALAL PODDAR	5	23555.00	1	1 2003 KENT HEIGHTS CHS LTD VARDHAMAN NAGAR NARSING LAN	
02/09/2012 - 01/03/2013	100000.00	9.50 181 THE INDIAN SMELTING AND REFINING CO LTD EMPLOYEES F	25	117774.00	9	0 C/O THE INDIAN SMELTING AN CO.LTD	
02/09/2012 - 01/03/2013	100000.00	9.50 181 SHREE MANAV SEVA SANGH	3	14133.00	9	0 255/257 SION ROAD WEST	
02/09/2012 - 01/03/2013	100000.00	9.50 181 THE T.I.I.C. LTD. EMPLOYEES GRATUITY FUND	15	70664.00	9	0 NO.692 ANNA SALAI	
02/09/2012 - 01/03/2013	100000.00	9.50 181 THE T.I.I.C. LTD. EMPLOYEES PROVIDENT FUND	70	329767.00	9	0 NO.692 ANNA SALAI	
02/09/2012 - 01/03/2013	100000.00	9.50 181 FRANCO INDIAN REMEDIES PVT LTD EMPLOYEES PROVIDEN	4	18844.00	9	0 20 DR E MOSES ROAD	
02/09/2012 - 01/03/2013	100000.00	9.50 181 STAR PAPER MILLS LTD PROVIDENT FUND	2	9422.00	9	0 DUNCAN HOUSE 2ND FLOOR	
02/09/2012 - 01/03/2013	100000.00	9.50 181 PAUSHAK LTD PROVIDENT FUND	2	9422.00	9	0 ALEMBCI ROAD	

02/09/2012 - 01/03/2013	100000.00	9.50	181	GLOBE THEATRES PVT LTD. STAFF PROVIDENT FUND	3	14133.00	9	0	CAPITOL CINEMA BLDG	1ST FLOOR OPP C S T
02/09/2012 - 01/03/2013	100000.00	9.50	181	TRUSTEES GEB'S C P FUND	450	2119932.00	9	0	SARDAR PATEL VIDYUT BHAVA RACE COURSE	
02/09/2012 - 01/03/2013	100000.00	9.50	181	BECHTEL INDIA EMPLOYEES PROVIDENT FUND TRUST	20	94219.00	9	0	249A UDYOG VIHAR	PHASE IV
02/09/2012 - 01/03/2013	100000.00	9.50	181	VPFIL EMPLOYEES PROVIDENT FUND	2	9422.00	9	0	113/114 A	SECTOR 24
02/09/2012 - 01/03/2013	100000.00	9.50	181	RAI AND SONS PRIVATE LIMITED EMPLOYEES PROVIDENT FL	3	14133.00	9	0	9A PHELPS BUILDING	MIDDLE RING
02/09/2012 - 01/03/2013	100000.00	9.50	181	SUNITA LALITKUMAR AGARWAL	10	47110.00	1	1	161/B MITTAL TOWER	NARIMAN POINT
02/09/2012 - 01/03/2013	100000.00	9.50	181	KETTLEWELL BULLEN AND COMPANY LTD. EMPLOYEES GRA	1	4711.00	3	2	21 STRAND ROAD	DAHOUSE
02/09/2012 - 01/03/2013	100000.00	9.50	181	VERITAS SECURITIES PRIVATE LIMITED	30	141329.00	9	0	BIRLA BUILDING	9/1 R N MUKHERJEE ROAD
02/09/2012 - 01/03/2013	100000.00	9.50	181	B K BIRLA GROUP OF COMPANIES PROVIDENT FUND INSTTIL	1	4711.00	5	1	FLAT NO-506 SRI SAI GARDENS	GANESH NAGAR OPP TV STUDIO
02/09/2012 - 01/03/2013	100000.00	9.50	181	B P OIL MILLS LTD EMPLOYEES PROVIDENT FUND	1	4711.00	9	0	MAITHAN B P OIL MILLS LTD	
02/09/2012 - 01/03/2013	100000.00	9.50	181	DELHI DEVELOPMENT AUTHORITY	500	2355479.00	9	0	VIKAS SADAN	INA
02/09/2012 - 01/03/2013	100000.00	9.50	181	FOOD CORPORATION OF INDIA CPF TRUST	750	3533219.00	9	0	KHADYA SADAN	16 20 BARAKHAMBHA LANE
02/09/2012 - 01/03/2013	100000.00	9.50	181	DELHI DEVELOPMENT AUTHORITY	750	3533219.00	9	0	SARDAR PATEL VIDYUT BHAVA RACE COURSE	
02/09/2012 - 01/03/2013	100000.00	9.50	181	FOOD CORPORATION OF INDIA CPF TRUST	500	2355479.00	9	0	VIKAS SADAN	INA
02/09/2012 - 01/03/2013	100000.00	9.50	181	FOOD CORPORATION OF INDIA CPF TRUST	750	3533219.00	9	0	KHADYA SADAN	16 20 BARAKHAMBHA LANE
02/09/2012 - 01/03/2013	100000.00	9.50	181	A P S R T C EMPLOYEES PROVIDENT FUND TRUST	500	2355479.00	9	0	C/O APSTRC EMPLOYEES PROV BUS BHAVAN	(ADMINISTRATIVE BUIL
02/09/2012 - 01/03/2013	100000.00	9.50	181	TRUSTEES GEB'S C P FUND	250	1177740.00	9	0	SARDAR PATEL VIDYUT BHAVA RACE COURSE	
02/09/2012 - 01/03/2013	100000.00	9.50	181	DELHI DEVELOPMENT AUTHORITY	500	2355479.00	9	0	VIKAS SADAN	INA
02/09/2012 - 01/03/2013	100000.00	9.50	181	BOARD OF TRUSTEES HINDUSTAN STEEL LIMITED BHILAI STE	500	2355479.00	9	0	SHED NO- 47	OLD MAIN OFFICE
02/09/2012 - 01/03/2013	100000.00	9.50	181	BOARD OF TRUSTEES HINDUSTAN STEEL LIMITED BHILAI STE	1000	4710959.00	9	0	KHADYA SADAN	16 20 BARAKHAMBHA LANE
02/09/2012 - 01/03/2013	100000.00	9.50	181	BOARD OF TRUSTEES HINDUSTAN STEEL LIMITED BHILAI STE	500	2355479.00	9	0	SHED NO- 47	OLD MAIN OFFICE
02/09/2012 - 01/03/2013	100000.00	9.50	181	FOOD CORPORATION OF INDIA CPF TRUST	1500	7066438.00	9	0	KHADYA SADAN	16 20 BARAKHAMBHA LANE
02/09/2012 - 01/03/2013	100000.00	9.50	181	BOARD OF TRUSTEES HINDUSTAN STEEL LIMITED BHILAI STE	300	1413288.00	9	0	SHED NO- 47	OLD MAIN OFFICE
02/09/2012 - 01/03/2013	100000.00	9.50	181	FOOD CORPORATION OF INDIA CPF TRUST	1200	5653151.00	9	0	KHADYA SADAN	16 20 BARAKHAMBHA LANE
02/09/2012 - 01/03/2013	100000.00	9.50	181	BOARD OF TRUSTEES FOR BOKARO STEEL EMPLOYEES PROV	500	2355479.00	9	0	ADMINISTRATIVE BUILDING	BOKARO STEEL PLANT
02/09/2012 - 01/03/2013	100000.00	9.50	181	RUSSELL REYNOLDS ASSOCIATES INDIA EMPLOYEES PROVID	3	14133.00	9	0	EROS CORPORATE TOWER	
02/09/2012 - 01/03/2013	100000.00	9.50	181	THE TRUSTEES OF THE PROVIDENT FUND OF RAJASTHAN ST	120	565315.00	9	0	4 MEERA MARG	UDAIPUR
02/09/2012 - 01/03/2013	100000.00	9.50	181	CONCOR EMPLOYEES CONTRIBUTORY P F TRUST	30	141329.00	9	0	CONCOR ECPF TRUST CONCOR C 3	MATHURA ROAD OPP APOLLO
02/09/2012 - 01/03/2013	100000.00	9.50	181	CONCOR EMPLOYEES GRATUITY FUND	20	94219.00	9	0	CONCOR BHAWAN	C 3 MATHURA ROAD
02/09/2012 - 01/03/2013	100000.00	9.50	181	RHC HOLDING EMPLOYEES PROVIDENT FUND TRUST	5	23555.00	9	0	55	HANUMAN ROAD
02/09/2012 - 01/03/2013	100000.00	9.50	181	D S I D C LIMITED EMPLOYEES PROVIDENT FUND TRUST	45	211993.00	9	0	A 3/4 STATE EMPORIA BUILDIN	BABA KHARK SINGH MARG
02/09/2012 - 01/03/2013	100000.00	9.50	181	DA-TARA-TNK EMPLOYEES PROVIDENT FUND TRUST	7	32977.00	9	0	B-32 TARA CRESCENT	QUTAB INSTITUTIONAL AREA
02/09/2012 - 01/03/2013	100000.00	9.50	181	FOOD CORPORATION OF INDIA CPF TRUST	750	3533219.00	9	0	KHADYA SADAN	16 20 BARAKHAMBHA LANE
02/09/2012 - 01/03/2013	100000.00	9.50	181	BOARD OF TRUSTEES FOR BOKARO STEEL EMPLOYEES PROV	500	2355479.00	9	0	ADMINISTRATIVE BUILDING	BOKARO STEEL PLANT
02/09/2012 - 01/03/2013	100000.00	9.50	181	A P S R T C EMPLOYEES PROVIDENT FUND TRUST	500	2355479.00	9	0	C/O APSTRC EMPLOYEES PROV BUS BHAVAN	(ADMINISTRATIVE BUIL
02/09/2012 - 01/03/2013	100000.00	9.50	181	THE ASSEMBLY OF GOD CHURCH SCHOOL STAFF PROVIDENT	10	47110.00	9	0	THE ASSEMBLY OF GOD CHURC	SCHOOL STAFF PROVIDENT FUND
02/09/2012 - 01/03/2013	100000.00	9.50	181	ST PAULS SCHOOL DARJEELING PROVIDENT FUND	10	47110.00	9	0	JALAPAHAR	
02/09/2012 - 01/03/2013	100000.00	9.50	181	BATLIBOI ENVIRONMENTAL ENGINEERING LIMITED EMPLOY	7	32977.00	29	27	BATLIBOI HOUSE	25/26 DEONAR ANCILLIARY IND.

## Rating Rationale

April 25, 2013  
Mumbai

### Delhi Transco Limited

#### Rating outlook revised to 'Negative'

**Bonds Aggregating Rs.7 Billion**

**CRISIL A+/Negative (Outlook revised from 'Stable' and Rating Reaffirmed)**

CRISIL has revised its rating outlook on the long-term debt instruments (bond issues) of Delhi Transco Ltd (DTL) to '**Negative**' from 'Stable', while reaffirming the rating at 'CRISIL A+'.

The outlook revision reflects CRISIL's belief that pressure on DTL's cash flows will persist over the medium term. DTL is facing challenges in recovering dues from its key customers despite recent tariff hikes; out of the total billing of Rs.7.41 billion for the 10 months ended January 2013, DTL has recovered only Rs.4.74 billion leading to pressure on its cash flows. CRISIL believes that timely realisation of debtors from distribution companies (discoms) will be a critical determinant of DTL's credit risk profile and, hence, will remain a rating sensitivity factor. Nevertheless, CRISIL believes that conversion of debt raised from Government of National Capital Territory of Delhi (GNCTD) amounting to Rs.5.91 billion into equity in 2013-14 (refers to financial year, April 1 to March 31) will continue to support the financial risk profile, including its liquidity.

The rating continues to reflect the benefits that DTL derives from its monopoly in the intra-state power transmission business in Delhi, its stable revenue generation, supported by the regulated nature of its business, and its efficient operations. These rating strengths are partially offset by DTL's modest financial risk profile, marked by a high gearing, and exposure to risks related to its large, capital expenditure (capex) plans.

DTL enjoys a natural monopoly and transmits power from the central generating utilities, Pragati Power Corporation Ltd (PPCL) and Indraprastha Power Generation Company Ltd (IPGCL), and from other private generators to discoms in Delhi. The tariff determined by the Delhi Electricity Regulatory Commission (DERC) helps DTL recover full expenses and return on equity based on network availability rather than on actual usage. DTL's losses from transmission on its own network were low, at 1.21 per cent of the total power transmitted, in 2011-12. The availability of the company's transmission network was high at 98.58 per cent in 2011-12; this exceeds the performance benchmark of 98 per cent set by the regulator for full recovery of fixed costs.

DTL has a modest financial risk profile, marked by a high gearing. DTL's gearing was high, at 1.48 times as on March 31, 2012, despite an improvement from 2.28 times as on March 31, 2011. DTL's revenues increased sharply to Rs.14.33 billion in 2011-12 from Rs.4.55 billion in 2010-11, on account of revision in tariff and adjustments for previous years. This has led to sharp increase in its profit after tax, leading to increase in its accretion to reserves and, in turn, improvement in its gearing in 2011-12. Notwithstanding conversion of loan amounting to Rs.5.91 billion from GNCTD into equity in 2013-14, delay in recovery of arrears, along with challenges faced by DTL in debtor recovery from the discoms, will continue to constrain DTL's financial risk profile over the medium term. Moreover, DTL has planned a large capex of Rs.20 billion for 2012-13 and 2014-15. The capex schemes are in the process of being approved by the GNCTD and DERC. As per DERC guidelines, DTL is required to fund its capex in a debt-to-equity ratio of 70:30. CRISIL believes that the higher proportion of debt contracted for the capex could constrain any improvement in DTL's capital structure over the medium term.

#### **Outlook: Negative**

CRISIL believes that DTL's financial risk profile could gradually come under pressure in the event of persistent delays in debtor realisation from discoms. The ratings may be downgraded if delays in debtor realisation from discoms persist over the medium term, thereby negatively impacting DTL's financial risk profile. Conversely, the outlook may be revised to 'Stable' if arrears from discoms are cleared sooner than expected, resulting in improvement in DTL's financial risk profile, particularly in its liquidity.

#### **About the Company**

DTL, established in 2001, is wholly owned by GNCTD. As envisioned in the Delhi Electricity Reform (Transfer Scheme) Rules, 2001, the erstwhile Delhi Vidyut Board was unbundled into one holding company (Delhi Power Company Ltd), two generation companies (IPGCL and PPCL), a transmission company (DTL), and three distribution companies (South-West Delhi Electricity Distribution Company Ltd,

Central-East Delhi Electricity Distribution Company Ltd, and North-Northwest Delhi Distribution Company Ltd). The three discoms were privatised and were renamed BSES Rajdhani Power Ltd and BSES Yamuna Power Ltd, and North Delhi Power Ltd. DTL was initially involved in transmission and bulk power trading. Under the provisions of the Electricity Act 2003, DTL divested its bulk supply business in April 2007; this business was transferred to the three discoms. All power purchase agreements signed with DTL by the central power utilities, state generating companies, and private generators, were transferred to the three discoms. As a result of the transfer, DTL is currently involved in transmission and has been designated as the state transmission utility in the National Capital Territory of Delhi.

DTL reported a profit after tax (PAT) of Rs.7.95 billion on net sales of Rs.14.33 billion for 2011-12, against a PAT of Rs.1.34 billion on net sales of Rs.4.55 billion for 2010-11.

Media Contacts	Analytical Contacts	Customer Service Helpdesk
<p><b>Tanuja Abhinandan</b> Communications and Brand Management CRISIL Limited Tel: +91-22- 3342 1818 Email: tanuja.abhinandan@crisil.com</p> <p><b>Shweta Ramchandani</b> Communications and Brand Management CRISIL Limited Tel: +91-22- 3342 1886 E-mail: shweta.ramchandani@crisil.com</p>	<p><b>Nagarajan Narasimhan</b> Senior Director - CRISIL Ratings Tel: +91-22-3342 3536 Email: nagarajan.narasimhan@crisil.com</p> <p><b>Sridhar C</b> Director - CRISIL Ratings Tel: +91-22-3342 3546 Email: chandrsekhar.sridhar@crisil.com</p>	<p>Timings: 10.00 am to 7.00 pm Toll free number: 1800 267 1301 Email:CRISILratingdesk@crisil.com</p>

**Note:**

This rating rationale is transmitted to you for the sole purpose of dissemination through your newspaper / magazine / agency. The rating rationale may be used by you in full or in part without changing the meaning or context thereof but with due credit to CRISIL. However, CRISIL alone has the sole right of distribution of its rationales for consideration or otherwise through any media including websites, portals etc.

**Crisil complexity levels are assigned to various types of financial instruments. The crisil complexity levels are available on [www.crisil.com/complexity-levels](http://www.crisil.com/complexity-levels). Investors are advised to refer to the crisil complexity levels for instruments that they desire to invest in. Investors may also call the Customer Service Helpdesk with queries on specific instruments.**

**About CRISIL LIMITED**

CRISIL is a global analytical company providing ratings, research, and risk and policy advisory services. We are India's leading ratings agency. We are also the foremost provider of high-end research to the world's largest banks and leading corporations.

**About CRISIL Ratings**

CRISIL Ratings is India's leading rating agency. We pioneered the concept of credit rating in India in 1987. With a tradition of independence, analytical rigour and innovation, we have a leadership position. We have rated over 60,000 entities, by far the largest number in India. We are a full-service rating agency. We rate the entire range of debt instruments: bank loans, certificates of deposit, commercial paper, non-convertible debentures, bank hybrid capital instruments, asset-backed securities, mortgage-backed securities, perpetual bonds, and partial guarantees. CRISIL sets the standards in every aspect of the credit rating business. We have instituted several innovations in India including rating municipal bonds, partially guaranteed instruments and microfinance institutions. We pioneered a globally unique and affordable rating service for Small and Medium Enterprises (SMEs). This has significantly expanded the market for ratings and is improving SMEs' access to affordable finance. We have an active outreach programme with issuers, investors and regulators to maintain a high level of transparency regarding our rating criteria and to disseminate our analytical insights and knowledge.

**CRISIL PRIVACY NOTICE**

CRISIL respects your privacy. We use your contact information, such as your name, address, and email id, to fulfill your request and service your account and to provide you with additional information from CRISIL and other parts of The McGraw-Hill Companies, Inc. you may find of interest.

For further information, or to let us know your preferences with respect to receiving marketing materials, please visit [www.crisil.com/privacy](http://www.crisil.com/privacy). You can view McGraw-Hill's Customer Privacy Policy at [http://www.mcgraw-hill.com/site/tools/privacy/privacy\\_english](http://www.mcgraw-hill.com/site/tools/privacy/privacy_english).

Last updated: March 7, 2013

*Disclaimer: A CRISIL rating reflects CRISIL's current opinion on the likelihood of timely payment of the obligations under the rated instrument and does not constitute an audit of the rated entity by CRISIL. CRISIL ratings are based on information provided by the issuer or obtained by CRISIL from sources it considers reliable. CRISIL does not guarantee the completeness or accuracy of the information on which the rating is based. A CRISIL rating is not a recommendation to buy, sell, or hold the rated instrument; it does not comment on the*

CRISIL rating is not a recommendation to buy, sell, or hold the rated instrument, it does not comment on the market price or suitability for a particular investor. All CRISIL ratings are under surveillance. Ratings are revised as and when circumstances so warrant. CRISIL is not responsible for any errors and especially states that it has no financial liability whatsoever to the subscribers / users / transmitters / distributors of this product. CRISIL Ratings rating criteria are available without charge to the public on the CRISIL web site, [www.crisil.com](http://www.crisil.com). For the latest rating information on any instrument of any company rated by CRISIL, please contact CRISIL RATING DESK at [CRISILratingdesk@crisil.com](mailto:CRISILratingdesk@crisil.com), or at (+91 22) 3342 3000.

April 25, 2013

<http://www.crisil.com>

Stay Connected | [CRISIL Website](#) | [Twitter](#)  | [LinkedIn](#)  | [YouTube](#)  | [Facebook](#) 

CRISIL has revised its rating symbols and definitions with effect from July 11, 2011, to comply with the SEBI circular, 'Standardisation of Rating Symbols and Definitions'. The revised rating symbols carry the prefix, 'CRISIL'. The rating symbols for short-term instruments have been revised to 'CRISIL A1', 'CRISIL A2', 'CRISIL A3', 'CRISIL A4', and 'CRISIL D' from the earlier 'P1', 'P2', 'P3', 'P4', and 'P5', respectively. The revision in the rating symbols and definitions is not to be construed as a change in the ratings. For details on revised rating symbols and definitions, please refer to the document, 'Revision of Rating Symbols and Definitions', at the link, <http://www.crisil.com/ratings/credit-rating-scale.html>

# Delhi Transco Limited

## Update

### Ratings

<b>National</b>	
Long-Term Rating	Fitch A+(ind)
Long-term bank facilities	Fitch A+(ind)
Short-term bank facilities	Fitch A1(ind)

### Outlook

National Long-Term Rating	Stable
---------------------------	--------

### Financial Data

Delhi Transco Limited	31 Mar 11	31 Mar 10
Revenue (INRm)	4,542	3,363
EBITDA (INRm)	3,594	2,201
Debt (INRm)	13,263	10,762
Gross lease-adjusted debt/EBITDAR (x)	3.54	4.11

### Key Rating Drivers

**Regulated Operations:** Delhi Transco Limited (DTL) operates under a regulated, cost plus multi-year tariff (MYT) framework in which DTL is allowed to recover its operating costs along with reasonable returns on the capital used. The MYT framework along with the cost plus regime ensures revenue certainty to DTL.

**Strong Links to Parent:** DTL has been a direct subsidiary of the Government of National Capital Territory of Delhi (GoNCTD) since the financial year ended March 2008 (FY08). The ratings benefit from the strong level of operational, financial and strategic links to the GoNCTD, and its position as a key vehicle in furthering the power sector obligations of the GoNCTD.

**Strong Operational Performance:** DTL has been able to maintain high network availability (FY11: 98.58%) against the regulatory benchmark of 98%, which allows it to earn incentive income. Moreover, DTL also enjoys a monopoly status in the licence area.

**Favourable Regulatory Order:** In August 2011 Delhi Electricity Regulatory Commission (DERC) allowed DTL to recover an additional amount of INR4.84bn because of incorrect deduction of certain interest capitalisation and revision in operating expenses.

**High Debtors:** DTL receivables increased to INR3.78bn in FY11 (FY10: 2.98bn) as a result of non-receipt of past power purchase bills amounting to INR2.3bn raised by DTL on successor entities until FY11. However, the recovery of the past power purchase bills began in FY12.

**Claw Back of Revenue:** DTL incurred lower-than-expected capex of INR9.34bn during FY08-FY11, compared with INR22.75bn capex approved in the annual revenue requirement by DERC. The lower actual capex means DERC will claw back an estimated amount of INR2.62bn from DTL in excess revenue calculated based on the approved capex estimate.

**High Capex Programme:** DTL plans to incur an estimated capex of INR30.7bn over FY12-FY15 with a debt:equity ratio of 70:30. The high capex programme will lead to higher leverage.

**Non-Recovery of DVB Arrears:** DTL had INR9.33bn arrears from Erstwhile Delhi Vidyut Board until FY11 despite a favourable ruling from the Appellate Tribunal of Electricity (ATE) on their recovery through the tariff mechanism. This is because DERC appealed against the ATE order in the Supreme Court, whose decision is still pending.

### What Could Trigger a Rating Action

**Resolution of Past Dues:** Resolution of past dues, no further accumulation of dues from distribution companies operating in Delhi and an improvement in the regulatory process resulting in the timely receipt of past dues would be positive for the ratings.

**Build-Up of Receivables:** Build-up in receivables from distribution companies in Delhi or a weakening of links to GoNCTD would be negative for the ratings.

### Liquidity and Debt Structure

**Comfortable Liquidity:** DTL's net worth improved in FY11 after the conversion of INR2.39bn of GoNCTD's debt into equity and injection of INR800m by Delhi Power Company. DTL's debt of INR13.2bn at FYE11 (FY10:10.7bn) included INR2bn raised through bonds. DTL's liquidity was supported by INR0.63bn of cash balance and INR1bn of non-fund-based working-capital limits.

### Related Research

2012 Outlook: Indian Power (January 2012)  
India Power Sector Capex (December 2011)

### Analysts

Vivek Jain  
+91 11 4356 7249  
vivek.jain@fitchratings.com

Salil Garg  
+91 11 4356 7244  
salil.garg@fitchratings.com